




Eaton Corporation  
Product Integrity Center  
1000 Cherrington Parkway  
Moon Township, PA 15108  
1-800-210-6208

February 11, 2009  
**Important Product Safety Bulletin**  
**Replacement Action Required**

**Eaton VCP-W Circuit Breaker Type 150 VCP-W 500 – 1200A**  
**May have Nonconforming Vacuum Interrupters**

Please note that this bulletin supersedes the earlier service bulletin.

Reliability data indicates an unfavorable trend related to the loss of vacuum on our medium voltage circuit breakers using Vacuum Interrupter (VI) Type WL-35338A. Eaton circuit breakers listed in the attached table, manufactured from February 2008 – December 2008 may have vacuum interrupters with reduced or no vacuum, which may reduce the circuit breaker's ability to correctly interrupt normal, overload or fault loads. Eaton will arrange to replace these Vacuum Interrupters with an improved model, WL-35338B, to restore the reliability and performance you expect from Eaton products. Breakers using WL-35338B are not covered by this bulletin.




In October 2008, Eaton released a bulletin with instructions to verify the Vacuum Interrupters passed the VI Integrity Test. This approach did not achieve the desired result of filtering out nonconforming product; therefore Eaton is now replacing all of the Type A interrupters with the improved Type B interrupter.

**DANGER**

Under some circumstances loss of vacuum could result in a fault external to the vacuum interrupter resulting in death, personal injury or equipment damage.

**CAUTION**

Maintenance and Service of this medium voltage distribution equipment should only be performed by qualified individuals applying industry appropriate safety precautions.



CB Type 150 VCP-W 500 – 1200A

**Eaton VCP-W Circuit Breaker Type 150 VCP-W 500 - 1200A**  
**May have Nonconforming Vacuum Interrupters**



Eaton Corporation  
Product Integrity Center  
1000 Cherrington Parkway  
Moon Township, PA 15108  
1-800-210-6208

Please immediately have a qualified individual perform the following actions to minimize the potential risks of a vacuum interrupter fault. Eaton reminds you that the utmost care must be exercised when working on energized power distribution systems and that all such work must be performed by a qualified individual.

### **ACTIONS:**

1) Immediately locate the subject listed breakers and alert the end user by sending them a copy of this bulletin via registered mail or other confirmed delivery carrier such as an overnight air service.

1a) **PRODUCT IN YOUR POSSESSION** - If you have the breakers in your possession that are not installed or energized, please call the Eaton representative and arrange to have the breakers upgraded. Proceed to Step 6.

1b) **PRODUCT DELIVERED TO THE CUSTOMER** - If you have already passed the product on to your customers, please proceed to Step 2.

2) Deliver this bulletin to the person or person's responsible for managing the affected electrical system so that they will take initial safety precautions as necessary, which include steps a, b, c, and d immediately below.

### **DANGER**

If for some reason it is determined that an installed breaker needs to be opened, you must remove the voltage supplying the breaker first. Failure to remove the voltage supply to the breaker before it is closed or opened could result in death, serious personal injury or property damage. Contact Eaton (800) 210-6208 if you have any questions regarding such precautionary remedial actions.

- a) Take action to limit personnel access to the effected switchgear. Avoiding proximity to the gear essentially eliminates the possibility of personal injury in the event of a fault.
- b) Alert all system operators of the potential for DANGER communicated in this Bulletin. Eaton has provided along with this bulletin a DANGER Tag to be applied to the breaker's control panel and a DANGER Label for the door of the breaker to remind the operator that this breaker should not be accessed or operated unless the voltage supply to the breaker has been removed. The application of local safety tag procedures is encouraged.
- c) Under no circumstances should the breaker be closed or opened using the local mechanical close and trip or electrical close and trip controls, unless the voltage supply has been removed and verified to have been removed. If breaker control is automated, the System Manager should consider deactivating the automated control.
- d) If the circuit breaker is not installed, do not install it. If installed and open, do nothing to the breaker until the supply voltage has been removed and verified to have been removed at which time the breaker should be withdrawn to the disconnected position.




Eaton Corporation  
Product Integrity Center  
1000 Cherrington Parkway  
Moon Township, PA 15108  
1-800-210-6208

- 3) Immediately arrange for a maintenance outage to gain access to the breakers for replacement.
- 4) Voltage to the breaker must be removed before the breaker is opened and removed from the connected position. Have a qualified individual open the upstream main breaker or isolation disconnect switch or switches to assure there is no voltage on the subject breaker.
- 5) Verify voltage has been removed before proceeding. Open and remove the breaker from its cell.
- 6) DATA FAX SHEET - In preparation for your service call, to improve communications, please highlight the product in your possession by using the attached Data Fax Sheet and fax or scan & email the data sheet in advance of your call to Eaton's service coordinator.

The diagram at the right shows where to find the General Order Number, Style Number and Serial Number on the circuit breakers.

**Caution – Approaching and accessing medium voltage distribution equipment should only be performed by qualified individuals following the warning and remedial actions described in this bulletin.**



- 7) Eaton's project coordinator will arrange for the repair, which will be performed by one of our local or regional Engineering Sales and Support offices.

Please contact Eaton if you have any questions or if for any reason you are unable to perform the actions listed in this bulletin:

**Contact: Ms. Catherine M. Ellis**

National Accounts Coordinator  
Eaton Corp.  
Engineering Systems/Services  
1000 Cherrington Pkwy.  
Moon Township, PA 15108

Phone: 412-893-4049  
Fax: 800-974-8152  
Email: CatherineMEllis@eaton.com



Eaton Corporation  
Product Integrity Center  
1000 Cherrington Parkway  
Moon Township, PA 15108  
1-800-210-6208

Eaton will extend the circuit breaker warranty for one year from the date of the upgrade.

Eaton recognizes and regrets the inconvenience this product nonconformance has caused you and asks for your cooperation in scheduling the upgrade. Eaton is committed to provide the upgrade as soon a practicable according to your scheduling needs.

Eaton Product Integrity Center

Attachments:

FAX Data Sheet & table of breaker orders covered by this bulletin

DANGER Tags

DANGER Labels